



South Australian Tourism Commission

THE FUTURE OF TOURISM IN THE SOUTH AUSTRALIA


- MOUNT GAMBIER -

November 2018



AGENDA

- ❑ Opening address:
 - Regional Chair
 - CE, SATC
- ❑ Performance Summary
- ❑ Recent Visitor Trends
- ❑ 2030 Target Modelling
- ❑ The Future Traveller
- ❑ Discussion (incl. break)
- ❑ Summary



A scenic view of a coastal landscape. In the foreground, a man and a woman are seen from behind, standing on a wooden walkway with a railing, looking out over a bay. The man is wearing a light blue t-shirt and the woman is wearing a white t-shirt and dark pants. They are surrounded by green coastal vegetation. In the middle ground, there are two large, rocky islands or headlands with some greenery on top. The water is a deep blue, and the sky is clear and blue. The overall scene is bright and sunny.

OPENING ADDRESS

Regional Chair

OPENING ADDRESS

Rodney Harrex, CE SATC



TOURISM 2020

Set in 2013 with a target of **\$8.0b**

Visitor expenditure grow from \$5.1b to **\$6.7b**

On track to reach ambitious **target**

An **5,000** additional jobs

International target reached **2 years** early

Significant increases in **aviation** access

PRIORITY ACTION AREAS 2020

DRIVING DEMAND



WORKING BETTER TOGETHER



SUPPORTING WHAT WE HAVE



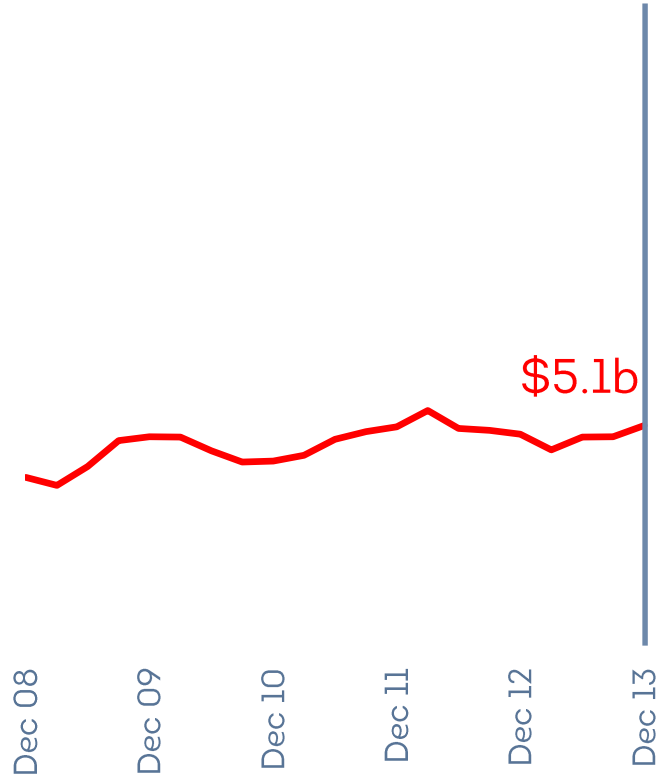
INCREASING THE RECOGNITION OF THE VALUE OF TOURISM



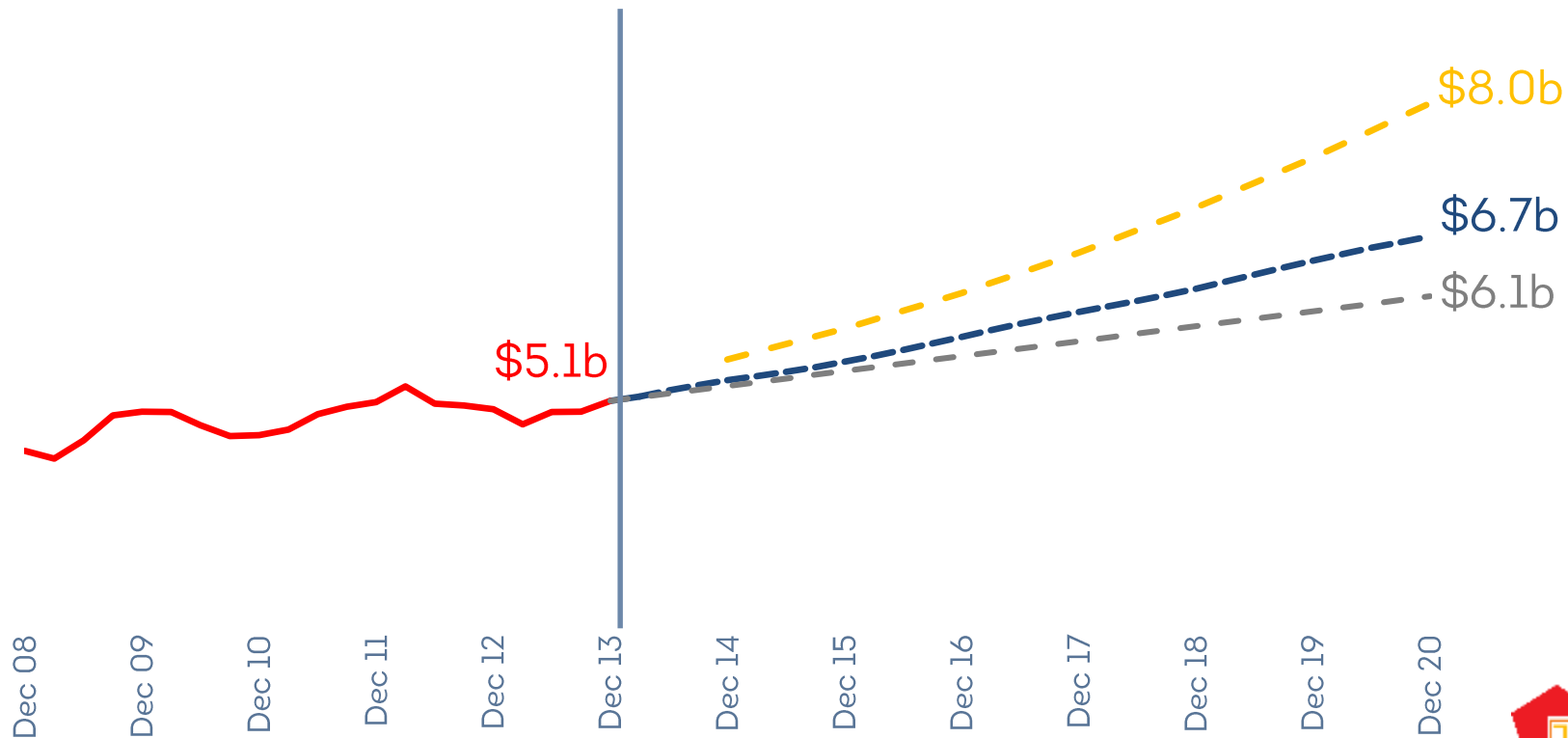
USING EVENTS TO DRIVE VISITATION



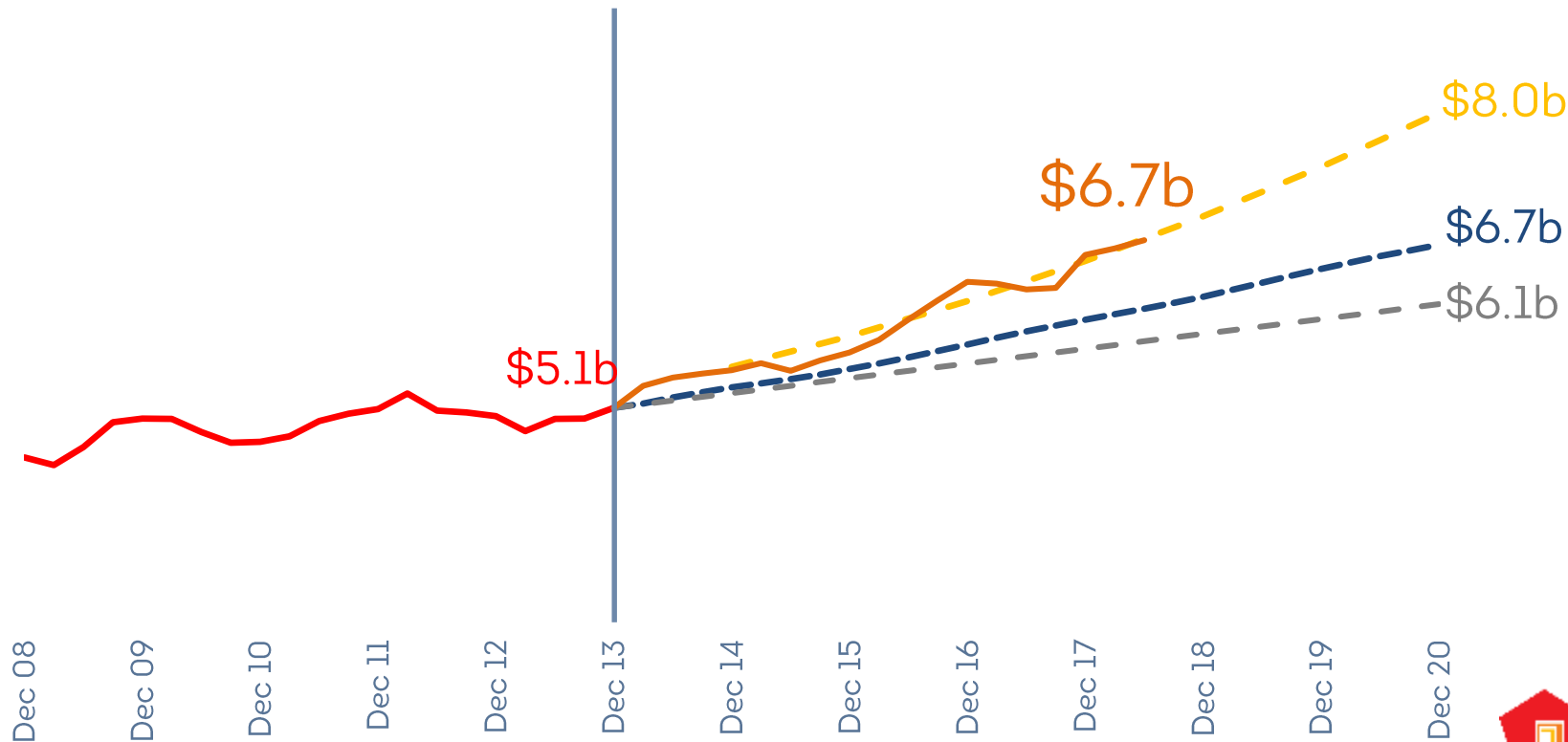
SETTING THE SCENE



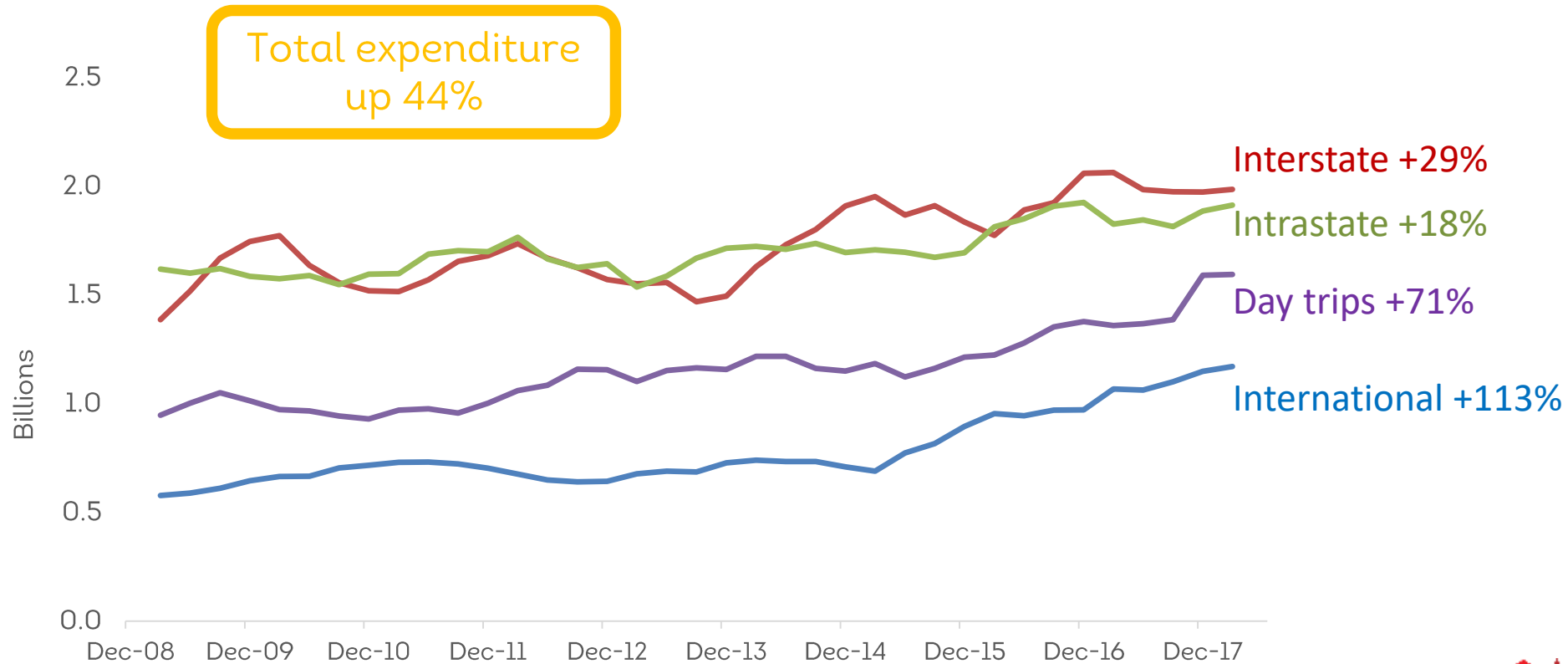
SETTING THE SCENE



SETTING THE SCENE


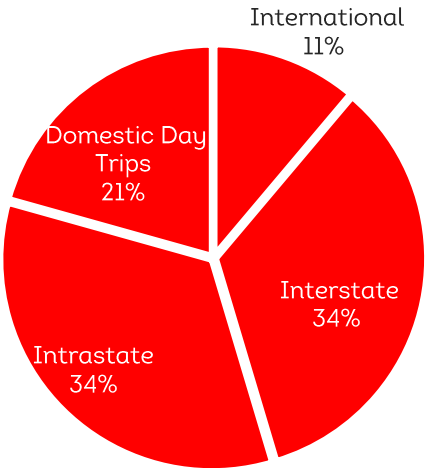


10 YEAR OVERVIEW OF EXPENDITURE

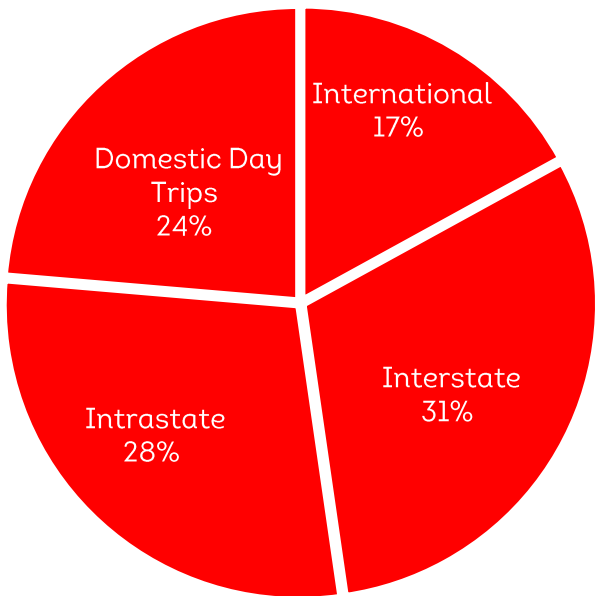


THE CHANGING VISITOR MIX

2008



2018



OUR CHANGING MARKETS

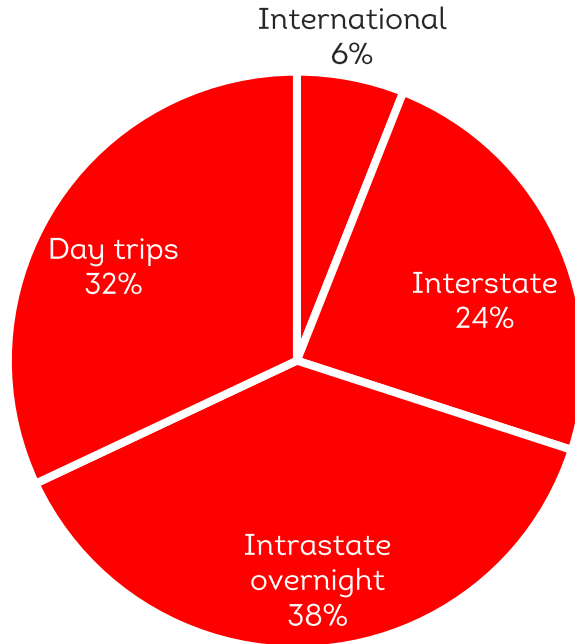
Our **INTERNATIONAL** market has doubled in 10 years, with a movement from western to eastern markets. Expenditure from Asia has tripled, North America has increased by 70% while the European markets have remained consistent.

Our **INTERSTATE** market has increased by 29% largely driven by domestic aviation capacity as well as rise of 'grey nomad' travel.

And South Australians are traveling **INTRASTATE** too with overnight stays up 18% and day trips having increased by 71%.

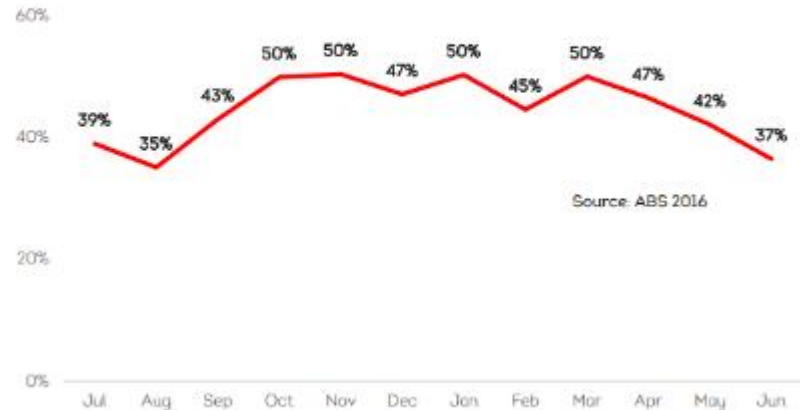
LIMESTONE COAST TODAY

Visitor Expenditure



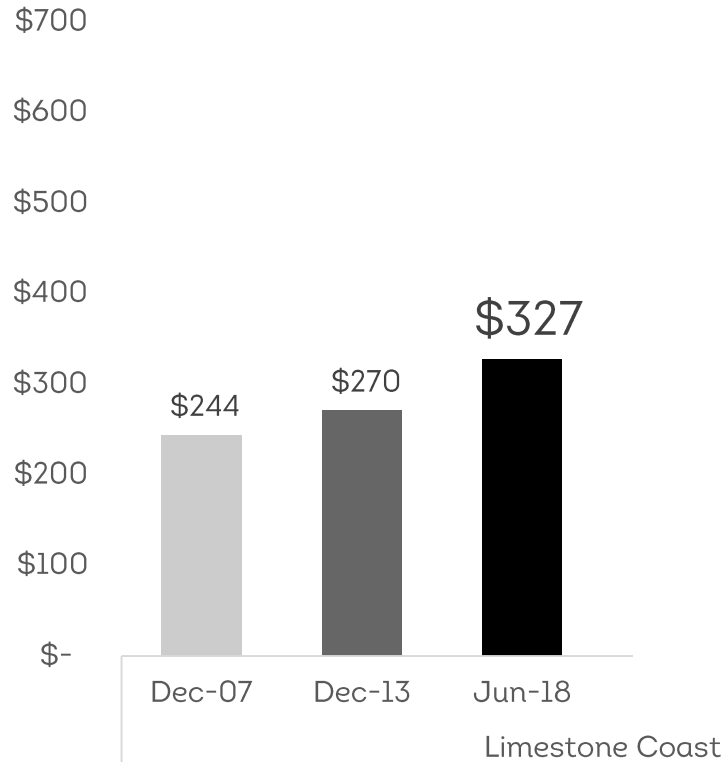
\$327m

MONTHLY OCCUPANCY RATES YEAR END JUNE 2016 - LIMESTONE COAST



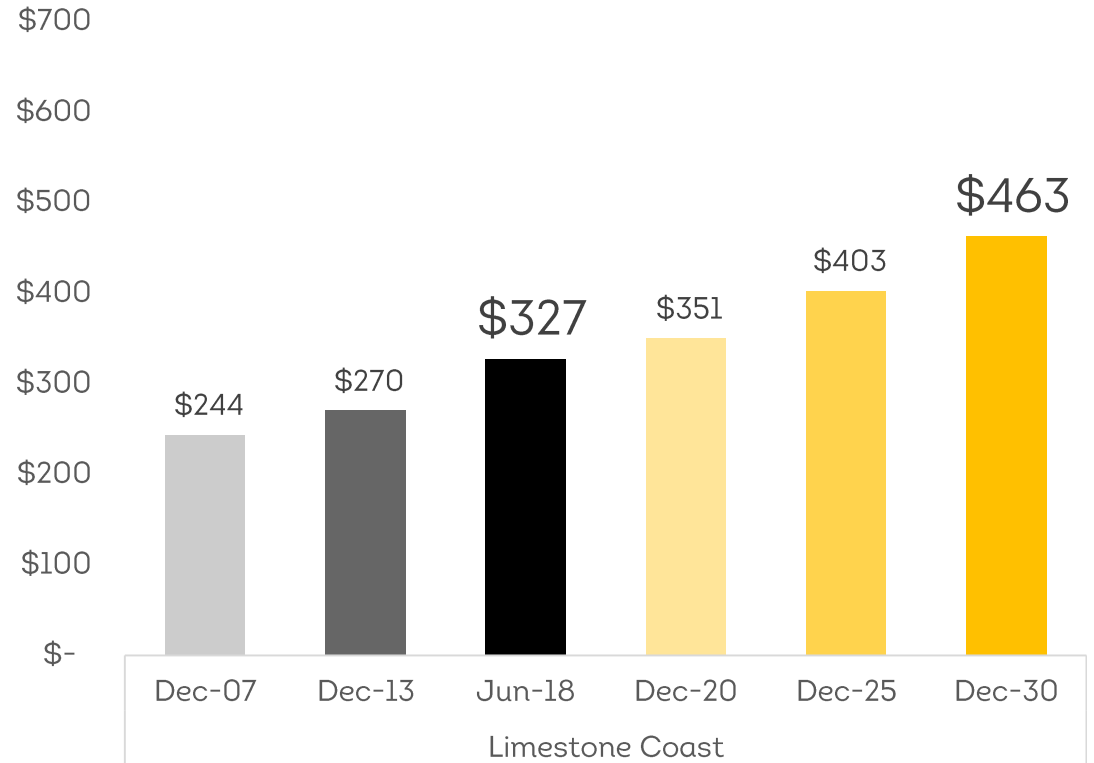
REGIONAL PERFORMANCE

- ❑ The Limestone Coast has grown from \$244m in 2007 to \$327m today, a growth of 34%.



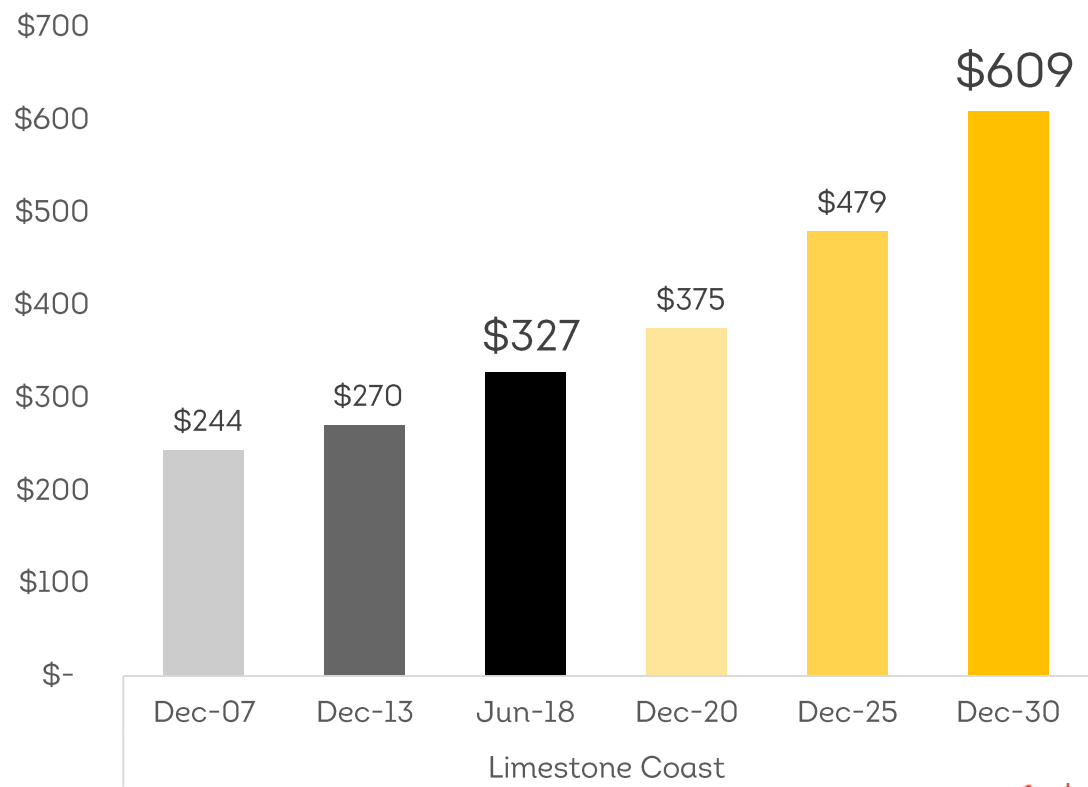
CONTINUING THE TREND

- Current rate of growth through to 2030 yields \$463m to the region




REGIONAL TARGET

- ❑ Set an ambition to grow the region to \$609m by 2030.



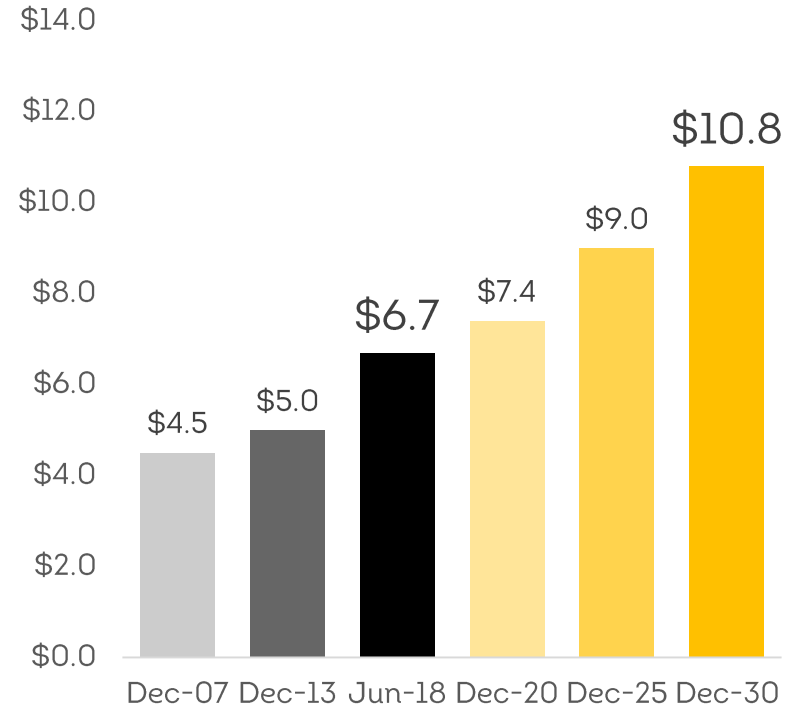
WHAT DOES THAT MEAN?

- ❑ \$282m growth by 2030 is an additional \$23m in visitor expenditure generated every year.
- ❑ What this means for the region by 2030:
 - VOLUME: 300,000 additional
 - YIELD: Increase average spend from \$380 to \$690 per visitor
 - Mix of volume and yield



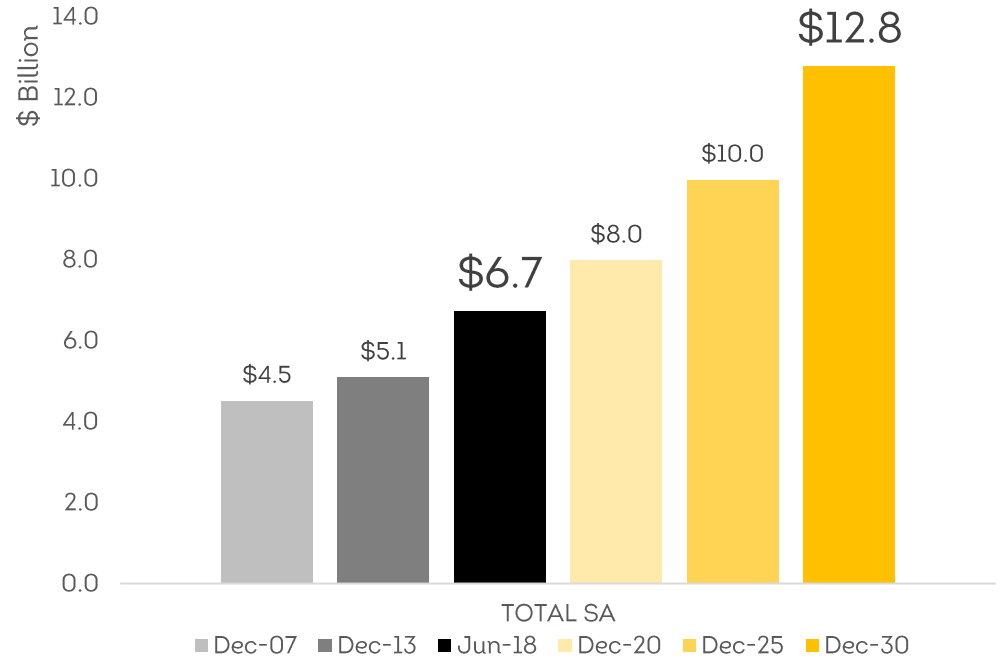
SOUTH AUSTRALIA HISTORICAL TREND

- Historical trend for South Australia provides a result of a \$10.8b in visitor expenditure by 2030.....



SOUTH AUSTRALIA TARGET

- ❑ Achieving \$401m in visitor expenditure in your region will contribute to an overall result of \$12.8b in visitor expenditure by 2030.
- ❑ The \$91m increased expenditure is part of an overall \$2b of additional spend across the state above the historical trend.



THESE COMPANIES DIDN'T EXIST



THE FUTURE TRAVELLER

- ❑ International travel population:
 - Shorter stays
 - Growth from Asia
- ❑ Domestic travel population:
 - Aging - from wealthier baby boomers to poorer Gen X and destitute Millennials
 - More ethnically diverse
- ❑ Digital connectivity and disruption
- ❑ High expectations for service - on demand, instant and personalised



REGIONAL GROUNDWORK

SOUTH AUSTRALIA

TOURISM 2020 CONSULTATION

- Leadership
- Digital technology
- Coordination and collaboration
- Public infrastructure
- Touring – Great Ocean Road
- Asian visitation
- Competitive advantage
- Celebrating success

TOURISM REGION

REGIONAL VISITOR STRATEGY

- Promotion of unique qualities including desirable winter events
- Alignment of digital marketing efforts
- Refresh, support and supplement existing events
- Attract business events
- Leverage the Southern Ocean Drive
- Raise industry capability

LOCAL ISSUES

MEET THE MINISTER

- Experience development
- Complexities of approvals processes
- Challenges of getting new tourism ideas started
- Communication blackspots
- Challenges of digital only promotion
- Limited resources

A photograph of a lush garden scene. In the foreground, there are large, vibrant green ferns. A stone wall, partially covered in ivy, runs across the middle ground. To the right, a paved path with a metal railing leads up a hill. Two people are walking on the path. The background is filled with tall trees and a clear blue sky. The word "WORKSHOP" is overlaid in white text on the bottom left.

WORKSHOP

WHAT IS THE 'SOUTH AUSTRALIAN' EXPERIENCE IN 2030?

THOUGHT STARTERS

Costs
Access Research
Quality Collaboration
Dispersal Events Partnerships
Advocacy Demand driving
Experience development
Marketing Infrastructure
Distribution Skills
Investment
Digital



SUMMARISING OUR DISCUSSION

THE TOURISM EXPERIENCE IN 2030

Mt Gambier, 30th Nov 2018

- ❑ Improved access
- ❑ High quality accommodation
- ❑ Linked tourism experiences
- ❑ Immersive and luxury experiences
- ❑ Diversity of experiences
- ❑ Natural experience offers
- ❑ Tailored experiences
- ❑ Diversity of themes
- ❑ Leverage technology
- ❑ Fully realise the boutique experience

SOUTH AUSTRALIA IN 2030

- x Improved air & drive access
- x High quality accommodation
- x Linked tourism experiences
- x Immersive & luxury experience
- x Diversity of experience
- x Strong knowledge & experiences
- x at the booking stage
- x Lots of commissionable product
- x Well provisioned for older visitors
- x Mix of paid & free experiences
- x Natural experience offer

- x Options for small, tailored experiences
- x Visitors have accurate expectations
- x Consistent availability
- x Fully realised boutique experiences
- x Diversity of themes
- x Positive look & feel
- x Appealing to families & other diverse audiences
- x Leverage new technology opportunities
- x Extended conferencing options - with pre & post experiences

KEY THEMES RAISED

Mt Gambier, 30th Nov 2018

- ☐ Experience Development (9 votes)
- ☐ Promotion and Marketing (10 votes)
- ☐ Infrastructure (6 votes)
- ☐ Investment (0 votes)
- ☐ Industry Capability (5 votes)
- ☐ Industry Support (6 votes)
- ☐ Collaboration (4 votes)
- ☐ Regulatory Complexity (7 votes)
- ☐ Advocacy/Value of Tourism (3 votes)
- ☐ Events (0 votes)



After 60 minutes of discussion, all participants were given 4 votes to provide an indicative prioritisation of the importance of the themes discussed in driving increased performance through to 2030.

EMERGING THEMES

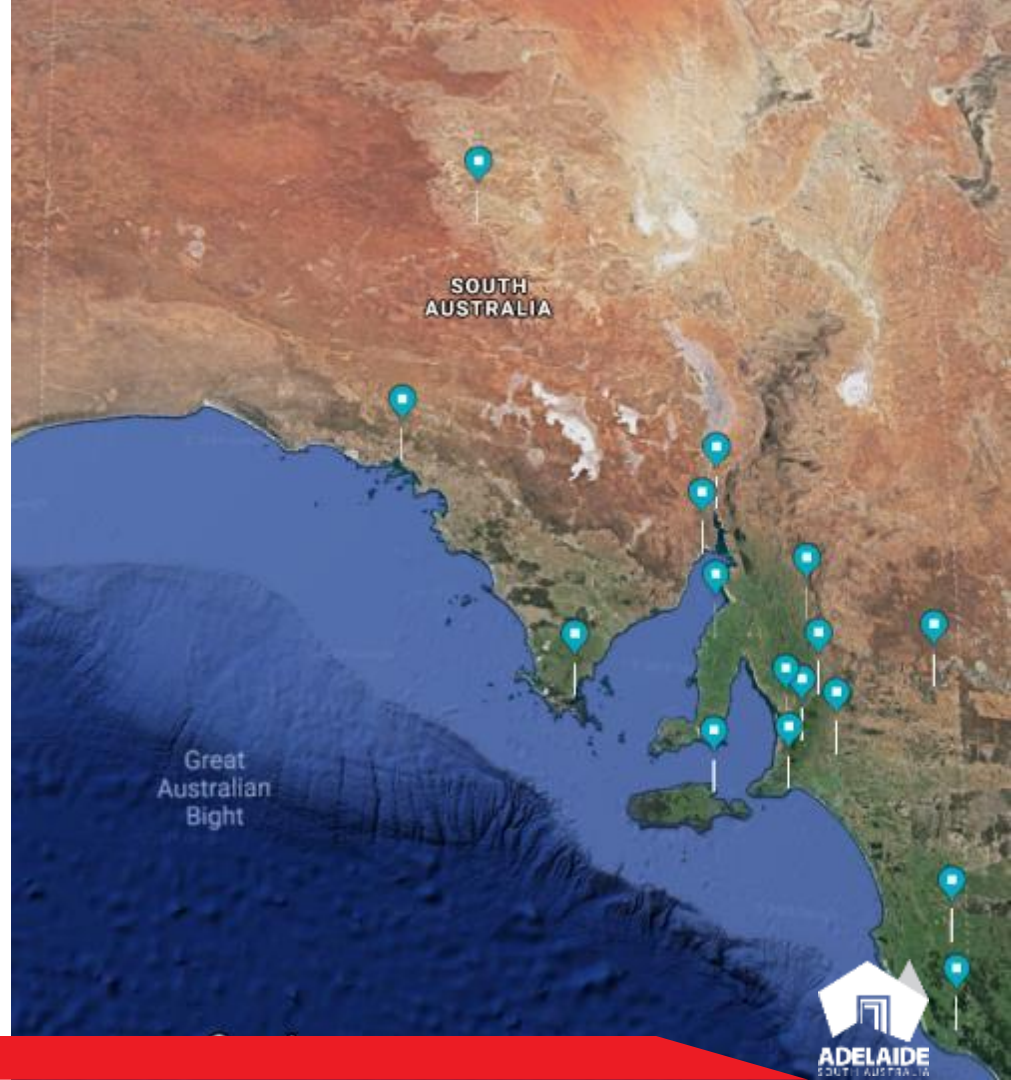
- ❑ Experience Development
- ❑ Marketing/Driving Demand
- ❑ Access
- ❑ Industry Capability
- ❑ Infrastructure
- ❑ Collaboration
- ❑ Red Tape reduction
- ❑ Events
- ❑ Industry support



CONSULTATION PROCESS

CONSULTATION PROCESS

- ❑ Extensive regional consultation in 16 locations
- ❑ Open and transparent process allowing for input from all stakeholders
- ❑ Presence on YourSAy



STAY CONNECTED

www.tourism.sa.com



THE NEXT SOUTH AUSTRALIAN TOURISM PLAN

THE STORY SO FAR

The South Australian Tourism Plan 2020 was published in 2014 after extensive consultation with over 400 members of the tourism industry. At the time the South Australian Visitor Economy was worth \$5.1 billion, and the plan set an ambitious target of reaching \$8.0 billion by December 2020.

Since then, growth has been substantial. Latest visitor results show the visitor economy is now worth \$6.7 billion, up over 30 per cent in only 4 years and on track to achieve the \$8.0 billion.

THE PROCESS FROM HERE

With 2020 fast approaching, the SATC has commenced



Middle River, Kangaroo Island

NEXT STEPS

[illegible]