



SOUTH AUSTRALIA'S GROWING CRUISE SHIP INDUSTRY

FEBRUARY 2019

ECONOMIC CONTRIBUTION

\$118 MILLION^{*}

2017-18



176,635

2018-19
Passenger and crew capacity

150,612

2017-18
Actual passengers and crew welcomed

84 CRUISE SHIP VISITS TO SA ↑23% 2018-19

ADELAIDE


43



37 SHIPS IN 2017-18
↑14%

KANGAROO ISLAND


28



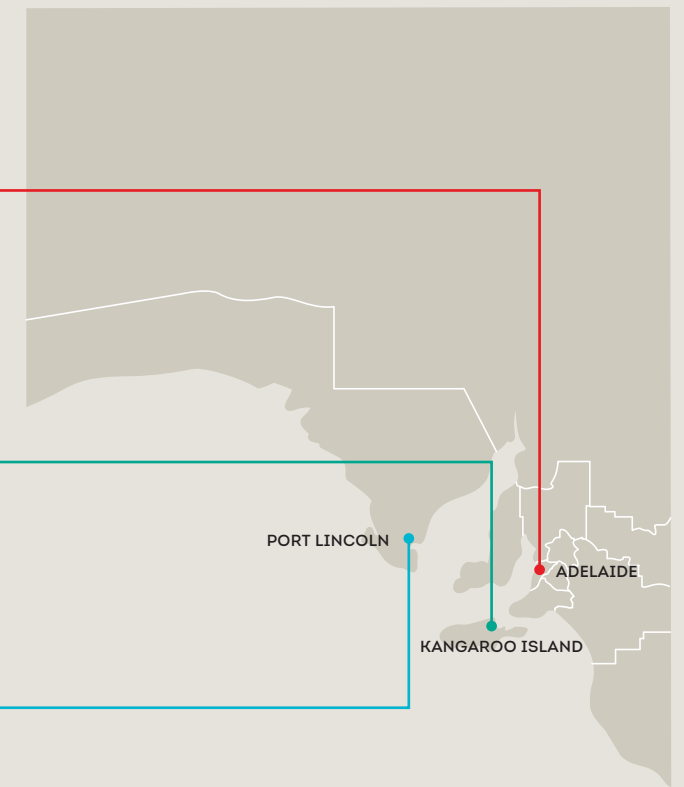
19 SHIPS IN 2017-18
↑32%

PORT LINCOLN

13



9 SHIPS IN 2017-18
↑31%



^{*}Data supplied by the Cruise Lines International Association (CLIA).