

HOW TO ADD A TRANSPORT TYPE IN ATDW

HELP SHEET



INTRODUCTION

DEFINITION OF A TRANSPORT TYPE

Transport Types include Air Services, Bus Services, Coach Services, Ferry Services, Train Services, Tram Services and Transfers such as taxi and airport shuttle operators.

TRANSPORT TYPE DESCRIPTION EXAMPLE

Transport Listing Name: Coastal Transfers

Transport Listing Description: The popular services connect Perth City, Domestic and International Airport Terminals with the destinations including Bunbury, Busselton, Dunsborough, Margaret River, Augusta, Manjimup, Collie and Nannup and surrounds.

Speedy Coach Lines flagship coaches offer up to four daily return trips and feature leather seats, free Telstra Wi-Fi internet, USB charging stations and a multi-channel entertainment system.

Explore using the handy journey planner for the latest schedules, fares, availability and, book direct online.

INSTRUCTIONS

STEP 1

Log in at ATDW at www.atdw-online.com.au and select/create your transport listing in the listing dashboard.

STEP 2

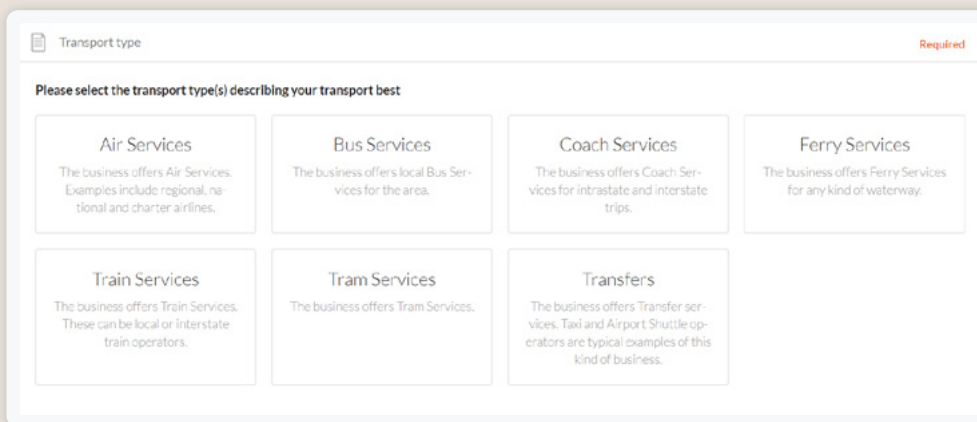
Click 'Add a Transport Type' in the orange ribbon in the left hand side of the transport listing navigation.



Add Transport type

STEP 3

Click the transport type that best describes your transport. Transport types will appear on the left once created.




Transport type Required

Please select the transport type(s) describing your transport best

| | | | |
|--|---|--|---|
| Air Services The business offers Air Services. Examples include regional, national and charter airlines. | Bus Services The business offers local Bus Services for the area. | Coach Services The business offers Coach Services for intrastate and interstate trips. | Ferry Services The business offers Ferry Services for any kind of waterway. |
| Train Services The business offers Train Services. These can be local or interstate train operators. | Tram Services The business offers Tram Services. | Transfers The business offers Transfer services. Taxi and Airport Shuttle operators are typical examples of this kind of business. | |

STEP 4

Provide details about the different transport services you offer. Be sure to provide the distinct advantages of each transport option by writing an accurate description.

 Name & description Required

What's the name of your transport service ?

100 characters max


How would you describe your transport service ?

Write a summary in 50 to 225 words

STEP 5

Upload a photo for your transport type that will grab customer's attention.

Requirements: Landscape orientation photos only with a minimum size of 1600 x 1200 pixels. The image must be a photo and cannot be overtyped with text.

 Photos Optional

Drag & drop photos here or [click to upload](#)

Requirements: Landscape orientation photos only with a minimum size of 1600 x 1200 pixels.

STEP 6

Insert a video of guests enjoying the transport experience if applicable.

Videos Optional

Please provide a valid YouTube or Vimeo link, then click Upload

STEP 7

Businesses that have multiple transport types can list multiple transport types within their listing. To do so, repeat the process from STEP 1 by clicking 'Add another service'

[Add another service](#)

STEP 8

Review the content prior to submission by clicking the black 'SUMMARY' button at the top of the page. Submit your listing for review by clicking on the 'SUBMIT' button.

SUMMARY

PUBLISH

MORE...

CONTACT US

ATDW & DIGITAL MARKETING TEAM

onlineservices@sa.gov.au

WEBSITES

southaustralia.com

tourism.sa.gov.au

