

HOW TO ADD A HIRE TYPE IN ATDW

HELP SHEET

INTRODUCTION

DEFINITION OF A HIRE TYPE

Hire types include Bicycles, Boats, Campervans & Motorhomes, Cars, Caravans, Equipment, Four Wheel Drives, Houseboats, Minibuses & Coaches, Motorcycles, Tents, and Yachts. Businesses can have multiple Hire types within their Hire listing.

HIRE TYPE DESCRIPTION EXAMPLE

Hire Listing Name: BBQ Buoys 2hr Cruise | Max 10p

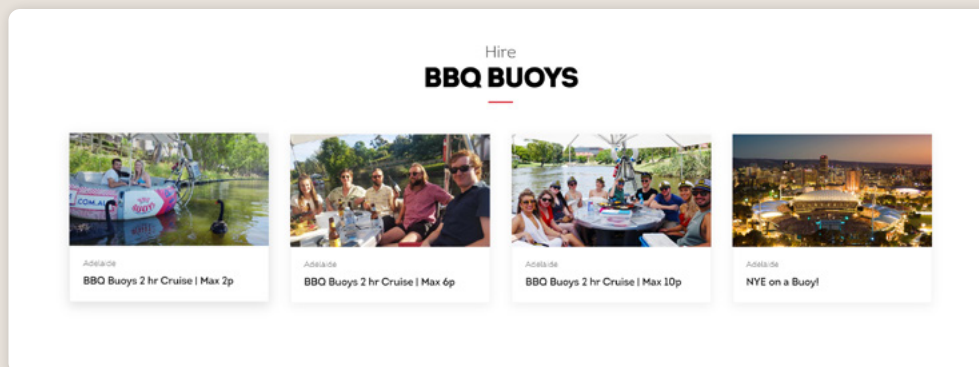
Hire Listing Description: Party time on the Buoys! Fit up to 10 of your best mates or extended family members and gear up for a cruise you'll never forget! BYO food (or opt for one of our grazing platters) and we provide the rest to ensure you have the best time! Drinks can be ordered either at the time of booking or later by responding to the confirmation email.

Due to licensing, you cannot BYO alcohol or soft drinks.

Pricing from \$800

HIRE TYPES EXAMPLE ON SOUTH AUSTRALIA.COM

Once your listing is approved and live on southaustralia.com the hire types will appear on your listing at the bottom of the page.



INSTRUCTIONS

STEP 1

Log in at ATDW at www.atdw-online.com.au and select/create your hire listing in the listing dashboard.

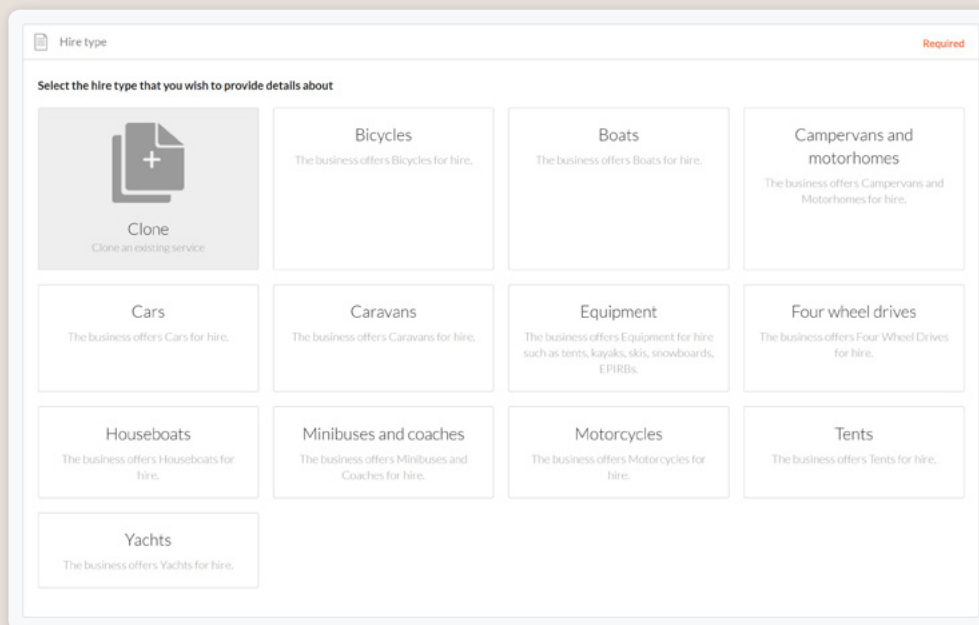
STEP 2

Click 'Add a Hire Type' in the orange ribbon in the left hand side of the hire listing navigation.




STEP 3

Click the hire type that best describes your hire. Hire types will appear on the left once created.



STEP 4

Provide details about the different hire services you offer. Be sure to provide the distinct advantages of each hire option by writing an accurate description.

 Name & description Required

What's the name of the hire service ?

100 characters max


How would you describe the hire service ?

Write a summary in 10 to 200 words

STEP 5

Upload a photo for your hire type that will grab customer's attention.

Requirements: Landscape orientation photos only with a minimum size of 1600 x 1200 pixels. The image must be a photo and cannot be overtyped with text.

 Photos Optional

Drag & drop photos here or [click to upload](#)

Requirements: Landscape orientation photos only with a minimum size of 1600 x 1200 pixels.

STEP 6

Insert a video of guests enjoying the hire experience if applicable.

Videos Optional

Please provide a valid YouTube or Vimeo link, then click Upload

STEP 7

Businesses that have multiple hire types can list multiple hire types within their listing. To do so, repeat the process from STEP 1 by clicking 'Add another service'

[Add another service](#)

STEP 8

Review the content prior to submission by clicking the black 'SUMMARY' button at the top of the page. Submit your listing for review by clicking on the 'SUBMIT' button.

SUMMARY

PUBLISH

MORE...

CONTACT US

ATDW & DIGITAL MARKETING TEAM

onlineservices@sa.gov.au

WEBSITES

southaustralia.com

tourism.sa.gov.au

