

# INTERNATIONAL PERFORMANCE

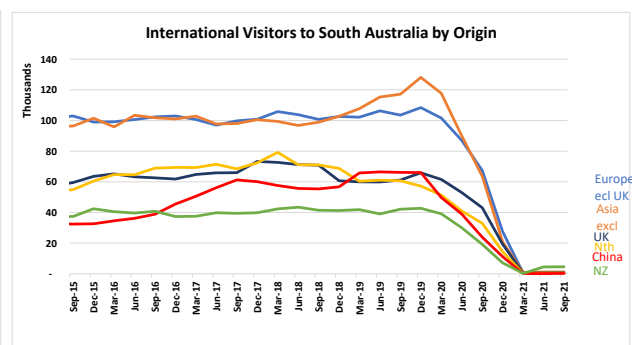
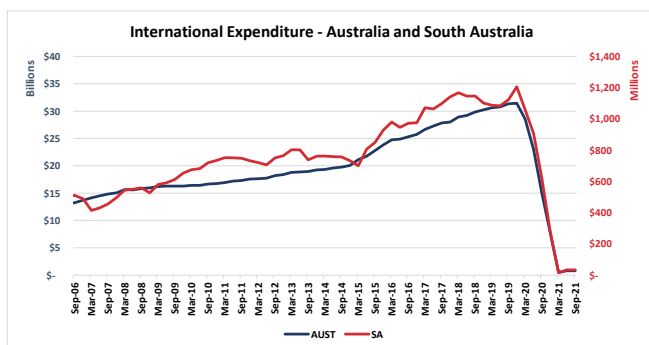
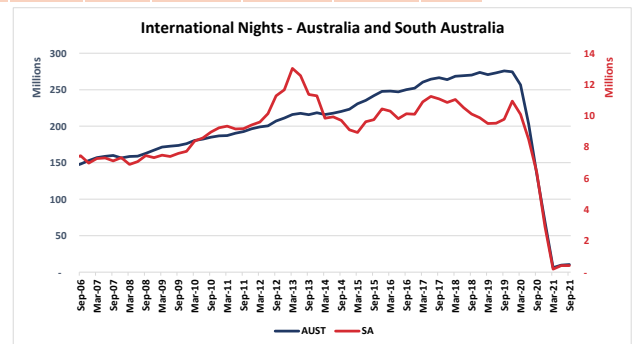
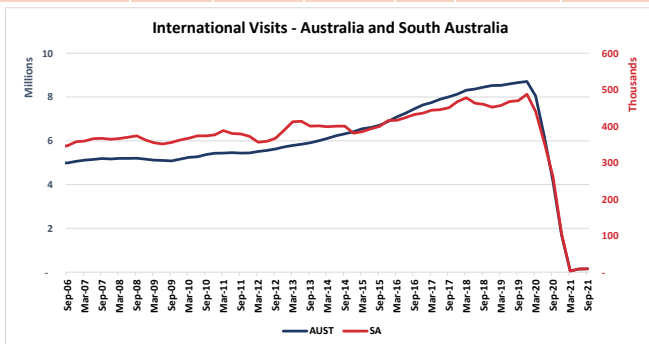
Seal Bay, Kangaroo Island



International Performance to September 2021  
Released: 22nd December 2021, Next release 30th March 2022

|                   | Australia          |                     |            | South Australia    |                     |            |              |
|-------------------|--------------------|---------------------|------------|--------------------|---------------------|------------|--------------|
|                   | Year Ending Dec-19 | Year Ending Sept-21 | Change (%) | Year Ending Dec-19 | Year Ending Sept-21 | Change (%) | Market Share |
| Visits (000s)     | 8,709              | 155                 | -98%       | 488                | 9                   | -98%       | 5.8%         |
| Nights (000s)     | 274,477            | 10,425              | -96%       | 10,938             | 423                 | -96%       | 4.1%         |
| Expenditure (\$m) | 31,438             | 812                 | -97%       | 1,206              | 34                  | -97%       | 4.1%         |

| State        | Visits (000s)      |                     |             |                           | Nights (000s)      |                     |             |              | Expenditure (\$m)  |                     |             |              |
|--------------|--------------------|---------------------|-------------|---------------------------|--------------------|---------------------|-------------|--------------|--------------------|---------------------|-------------|--------------|
|              | Year Ending Dec-19 | Year Ending Sept-21 | Change (%)  | Market Share <sup>A</sup> | Year Ending Dec-19 | Year Ending Sept-21 | Change (%)  | Market Share | Year Ending Dec-19 | Year Ending Sept-21 | Change (%)  | Market Share |
| NSW          | 4,384              | 76                  | -98%        | 49%                       | 96,576             | 4,571               | -95%        | 44%          | 11,382             | 369                 | -97%        | 46%          |
| VIC          | 3,138              | 33                  | -99%        | 21%                       | 73,064             | 1,745               | -98%        | 17%          | 8,826              | 129                 | -99%        | 16%          |
| QLD          | 2,783              | 57                  | -98%        | 37%                       | 54,926             | 2,146               | -96%        | 21%          | 6,083              | 166                 | -97%        | 20%          |
| <b>SA</b>    | <b>488</b>         | <b>9</b>            | <b>-98%</b> | <b>5.8%</b>               | <b>10,938</b>      | <b>423</b>          | <b>-96%</b> | <b>4.1%</b>  | <b>1,206</b>       | <b>34</b>           | <b>-97%</b> | <b>4.1%</b>  |
| WA           | 996                | 14                  | -99%        | 9%                        | 25,189             | 915                 | -96%        | 9%           | 2,385              | 68                  | -97%        | 8.4%         |
| TAS          | 283                | 4                   | -98%        | 2.8%                      | 4,247              | 202                 | -95%        | 1.9%         | 555                | 15                  | -97%        | 1.8%         |
| NT           | 299                | 4                   | -99%        | 2.7%                      | 3,163              | 306                 | -90%        | 2.9%         | 437                | 21                  | -95%        | 2.5%         |
| ACT          | 270                | 3                   | -99%        | 1.9%                      | 5,860              | 115                 | -98%        | 1.1%         | 565                | 10                  | -98%        | 1.2%         |
| <b>TOTAL</b> | <b>8,709</b>       | <b>155</b>          | <b>-98%</b> | <b>100%</b>               | <b>274,477</b>     | <b>10,425</b>       | <b>-96%</b> | <b>100%</b>  | <b>31,438</b>      | <b>812</b>          | <b>-97%</b> | <b>100%</b>  |



Source: International visitors in Australia - Sept 21, Tourism Research Australia, Canberra.  
Numbers may add to more than 100% as more than 1 state/region visited.