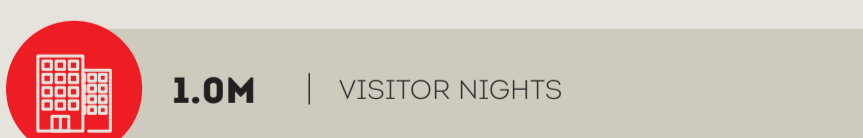
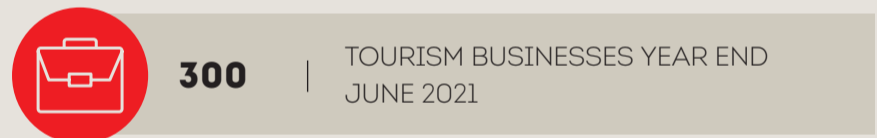
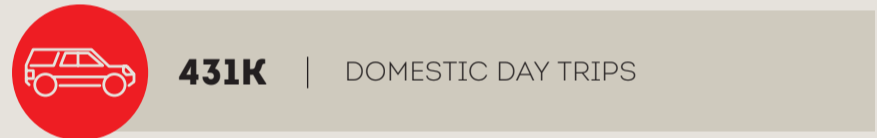
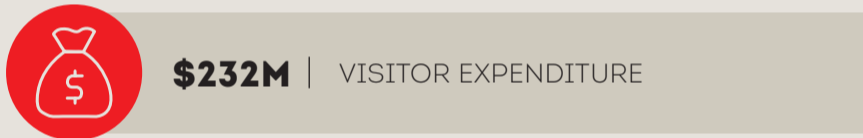
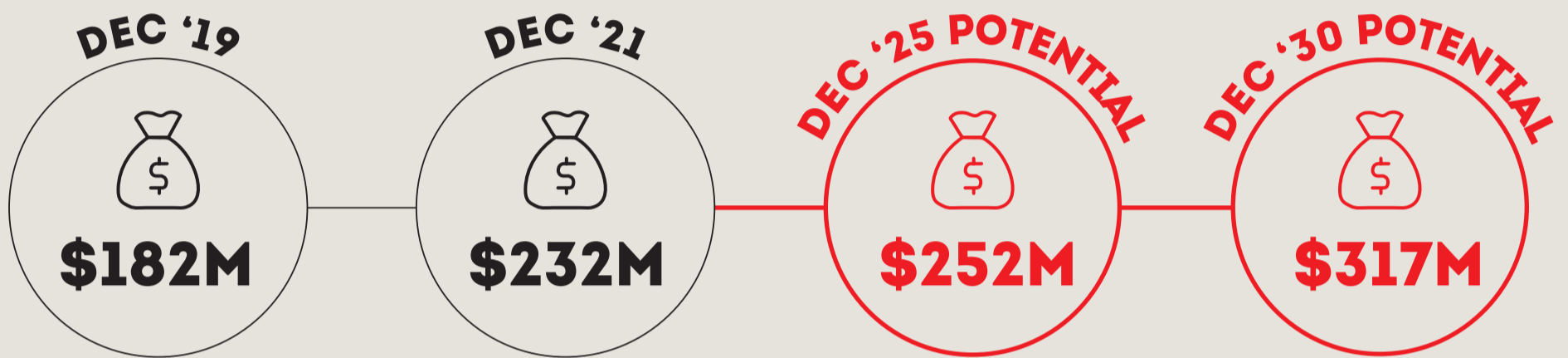


RIVERLAND

THE VALUE OF TOURISM

YEAR END DECEMBER 2021

EXPENDITURE



Sources: Tourism Research Australia - NVS & IVS. Employment Figures from the SA Regional Tourism Satellite Accounts FY 2019-20. Tourism Business estimates are derived by TRA using data sourced from the Australian Bureau of Statistics (ABS), for the FY 2020/2021. Full potential relates to the regional contribution to the 2030 \$12.8 billion target - refer to the South Australian Visitor Economy Sector Plan 2030. Tourist Accommodation data are sourced from the STR Global for the Year end December 2021.