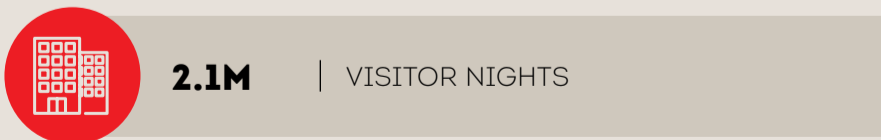
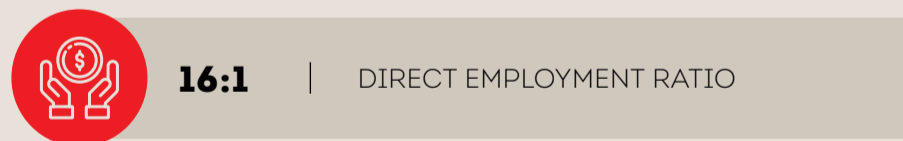
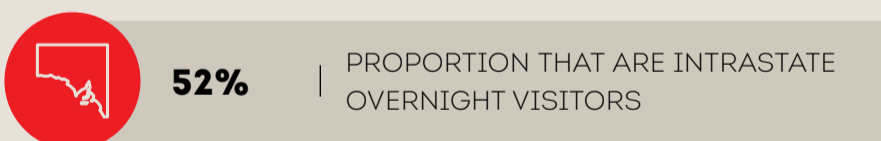
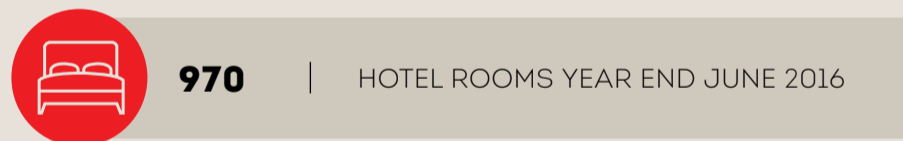
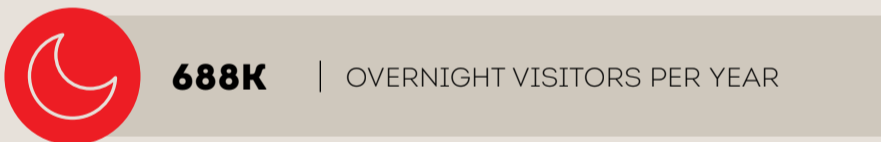
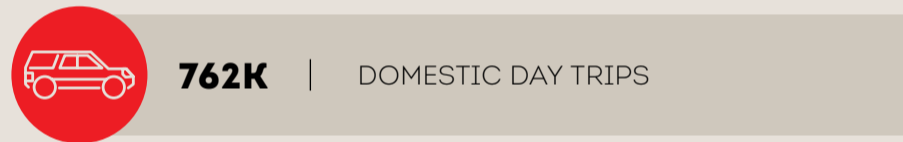
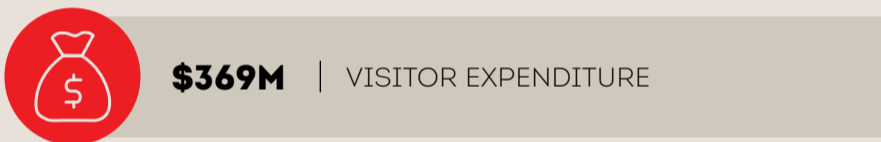



LIMESTONE COAST THE VALUE OF TOURISM

EXPENDITURE



Sources: Tourism Research Australia - NVS & IVS. Employment Figures from the SA Regional Tourism Satellite Accounts 2017-18. Tourism Business estimates are derived by TRA using data sourced from the Australian Bureau of Statistics (ABS), for FY 2017/2018. The forecast totals for 2020 & 2030 relate to the regional contribution to the 2030 \$12.8 billion target - refer to the South Australian Visitor Economy Sector Plan 2030. Tourist Accommodation data are sourced from the ABS Survey of Tourist Accommodation, 15+ rooms, for the Year to June 2016.