

Regional Tourism Satellite Account

Flinders Ranges and Outback 2015-16

In 2015-16, the tourism industry contributed an estimated \$269 million to the Flinders Ranges and Outback regional economy (8.2% of Flinders Ranges and Outback's gross regional product) and directly employed approximately 1,900 people (8.1% of Flinders Ranges and Outback's regional employment).

Tourism Satellite Accounts (TSA) evaluates the tourism industry activity and performance within a national accounting framework. The regional TSA measures both the direct and indirect impacts of tourism on the economy and includes metrics such as Gross Value Added (GVA), Gross Regional Product (GRP) and employment. It also provides information about tourism consumption, output, taxation and the composition of the tourism industry and its interaction with other industries.

This Flinders Ranges and Outback regional profile ranks the economic contribution of tourism to the region both in absolute level terms and as a contribution to the regional economy. These measures are directly comparable to State, National, and indeed, international Tourism Satellite Accounts.

Key aggregates

In 2015-16, the tourism activity in Flinders Ranges and Outback generated:

Tourism output

- \$281 million and \$222 million in direct and indirect tourism output, and \$503 million in total tourism output.

Gross Value Added (GVA)

- \$155 million and \$90 million in direct and indirect tourism GVA, and \$245 million in total tourism GVA.

Gross Regional Product (GRP)

- \$166 million and \$102 million in direct and indirect tourism GRP and \$269 million in total tourism GRP; and

Employment

- 1,900 jobs for people employed directly by the tourism industry, 800 indirect jobs and a total employment impact of 2,600 people.

Table 1.1: Key tourism aggregates (\$ million)

Visitor segment	Consumption	Output	GVA	GRP	Employed ('000)
Day-trippers	100	25	13	13	
Intrastate	364	125	69	72	
Interstate	214	93	51	51	
International	15	38	23	31	
Direct	693	281	155	166	1.9
Indirect*		222	90	102	0.8
Total impact		503	245	269	2.6
Total economy			3,073	3,294	23.0

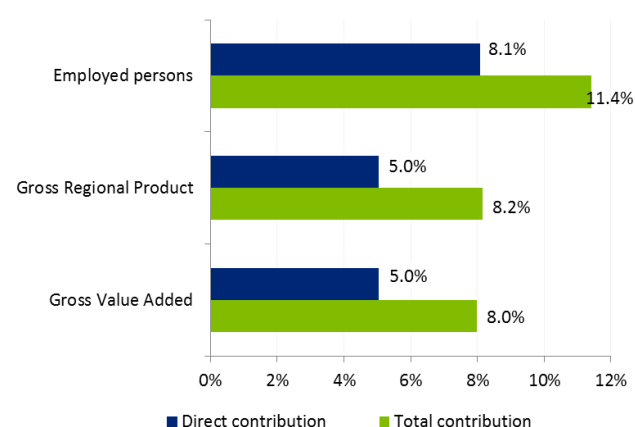
Source: Deloitte Access Economics' Regional TSA model.

* Regional indirect contribution does not include regional contribution to the rest of Australia. Total indirect contribution in the State Tourism Satellite Account however includes contribution to the rest of Australia.

Economic importance of tourism in the region

The ratio of Flinders Ranges and Outback's direct tourism contribution to the total regional economy aggregates provides a point of reference snapshot for the importance of tourism to the region. In 2015-16, it is estimated that tourism directly represented 5.0% of the total Flinders Ranges and Outback economy (in GRP terms), compared to 4.5% for regional South Australia.

Chart 1.1: Tourism's contribution to the regional economy, 2015-16



Source: Deloitte Access Economics' Regional TSA model.

Research factsheet - Value of tourism to Flinders Ranges and Outback

Tourism related industry profile

The tourism products that contributed the most to tourism consumption in Flinders Ranges and Outback in 2015-16 were: (1) \$124 million on long distance passenger transportation; (2) \$113 million on takeaway restaurants and meals; and (3) \$107 million on accommodation services.

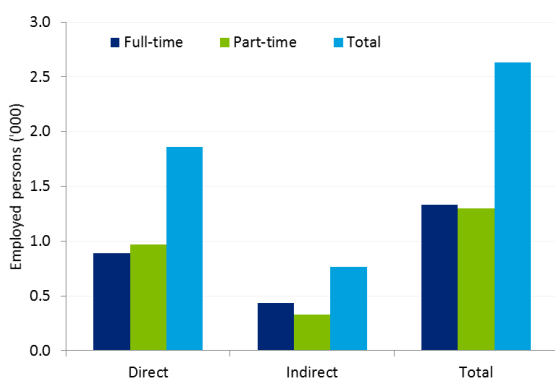
In terms of overall economic contribution, the tourism industries that generated the highest economic benefit to Flinders Ranges and Outback in 2015-16 were:

- Accommodation with \$47 million in direct GVA and \$50 million in direct GRP;
- Ownership of dwellings with \$27 million in direct GVA and \$30 million in direct GRP; and
- Cafes, restaurants and takeaway food services with \$20 million in direct GVA and \$21 million in direct GRP.

Tourism employment

The TSAs define tourism employment as the number of tourism employed persons. In 2015-16 there were 1,860 persons (made up of 890 full-time and 970 part-time) directly employed in tourism in Flinders Ranges and Outback.

Chart 1.2: Contribution of tourism to employment, 2015-16

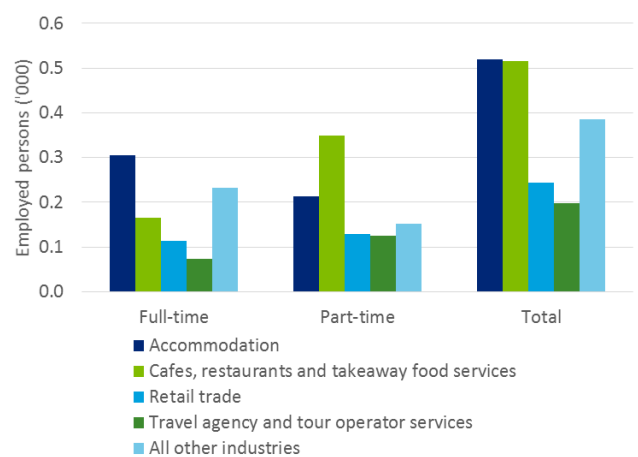


Source: Deloitte Access Economics' Regional TSA model.

The tourism related industries that contributed most to regional tourism employment in Flinders Ranges and Outback in 2015-16 were:

- Accommodation (310 full-time and 210 part-time employed persons);
- Cafes, restaurants and takeaway food services (170 full-time and 350 part-time employed persons); and
- Retail trade (110 full-time and 130 part-time employed persons).

Chart 1.3: Direct tourism employed persons, 2015-16



Source: Deloitte Access Economics' Regional TSA model.

Regional tourism profile

In 2015-16, visitors to Flinders Ranges and Outback contributed a total of \$693 million in tourism consumption to the regional economy. The majority of visitor consumption in the region was contributed by intrastate overnight visitors (\$364 million). In relative terms, interstate overnight visitors to Flinders Ranges and Outback spend the most per night (\$211) on average.

Table 1.2: Tourism activity summary

Visitor segment	Nights ('000)	Nights (%)	Consumption (\$ million)	Consumption (%)	\$ per night
Day-trippers	762*	19.8	100	14.4	132**
Intrastate	1,847	47.9	364	52.6	197
Interstate	1,016	26.3	214	30.9	211
International	232	6.0	15	2.1	63

Source: Tourism Research Australia Visitor Surveys and Deloitte Access Economics' Regional TSA model.

* Relates to visitor numbers for day-trippers.

** Relates to \$ spend per day-trip visitor.

Research factsheet - *Value of tourism to Flinders Ranges and Outback*

Methodology

Tourism and Events South Australia has worked with Deloitte Access Economics to produce consistent and comparable regional Tourism Satellite Account (TSA) estimates of the value of tourism to South Australia's regions.

Tourism Satellite Accounts are used to estimate the contribution of tourism to a region by combining the contributions of the various goods and services that make up the industry. The regional, state and national estimates are based on an internationally recognised and standardised framework (although regional TSA methodology has been extended to determine the indirect impact of cross region trade flows).

There are a number of steps required to calculate the tourism industry's contribution to Flinders Ranges and Outback's economy. To start, a regional tourism consumption bundle is derived from TRA visitor survey data and adjusted to remove any price effects that are not directly attributed to the seller of the good or service (e.g. taxes, transport margins, pre-manufactured inputs etc.). The direct and indirect contributions of tourism are estimated by using regional input-output multiplier tables, derived from ABS data.

For consistency and assurance, the regional results are calibrated against the reported 2013-14 state TSA data.

Tourism Standard Reporting

For consistency in reporting, when referring to the overall size or contribution of the tourism industry in a region, the appropriate measure is GRP. GVA should be used when comparing the tourism industry against another industry within the same region.

Glossary

Direct contribution of tourism: The contribution generated by transactions between the visitor and producer for a good or service that involves a direct physical or economic relationship.

Indirect contribution of tourism: The subsequent flow-on effects created by the requirement for inputs from those industries supplying goods and services to visitors. For example, in the case of the hotel industry this might include the fresh produce supplied to a hotel and the electricity used.

Input-output table: An input-output table is a means of presenting a detailed analysis of the process of production and the associated use of goods and services and income generated. National input-output tables are produced annually by the Australian Bureau of Statistics.

Tourism gross regional product: Tourism GRP is tourism GVA plus net taxes on products that are attributable to the tourism industry. As such direct tourism GRP will generally have a higher value than direct tourism GVA. Direct tourism GRP is a satellite account construct to enable a direct comparison with the most widely recognised national accounting aggregate, gross domestic (or regional) product.

Tourism gross value added: Considered the most accurate measure of the contribution of the industry to the economy. It includes the total labour income and capital revenue received by the industry and the net taxes that government received from the production. This measure is directly comparable with the value added of 'conventional' industries such as mining and manufacturing and can also be used for comparisons across countries.

Tourism output: The total value of goods and services produced in Australia to satisfy visitor consumption. It is measured in basic prices, so it excludes net taxes on tourism products.