

South Australia Media Gallery

The South Australia Media Gallery provides a range of photographs, video footage, editorial, maps and logos for use to media and the travel industry for the promotion of South Australia as a destination.

WHAT IS A LIGHTBOX?

A lightbox is similar to a 'basket' and allows you to manage your items before you decide to order by organising your item selections into a group (lightbox).

The lightbox can also be emailed to other people for information, discussion or review.

When you are satisfied with your selections you can order the materials in your Lightbox by copying them to your basket.

HOW TO: CREATE A LIGHTBOX

1. **Log in** to the SA Media Gallery and go to the **Search** page.
2. Click on **Create New Lightbox**

The image shows two screenshots of the SA Media Gallery interface. The left screenshot shows a sidebar with a 'Lightbox' section containing three image thumbnails, a dropdown menu set to 'Cellar Door', and a list of actions: 'Copy to Basket', 'Clear Lightbox', 'Email Lightbox', and 'Create New Lightbox'. The right screenshot shows a detailed 'Lightbox' view with the same three thumbnails, a dropdown menu set to 'Cellar Door', and a list of actions: 'Copy to Basket', 'Clear Lightbox', 'Email Lightbox', and 'Create New Lightbox'. A callout box with a star icon and the text '> Create New Lightbox' has an arrow pointing to the 'Create New Lightbox' option in the right screenshot.

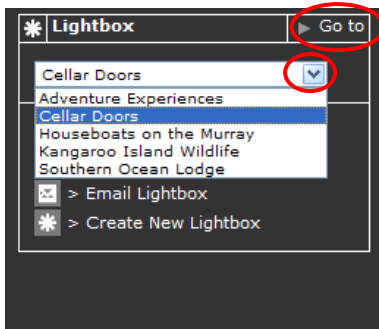
3. Enter **Name** and/or **Description** in the fields provided.

The image shows a form titled 'Create a new Lightbox'. It has two input fields: 'Name' and 'Description'. Below the 'Description' field is an 'OK' button.

4. Click **OK**

HOW TO: ADD AN ITEM TO A LIGHTBOX

1. Click the **drop down menu arrow** and select the lightbox you want to add items to.
2. Click **Go To**



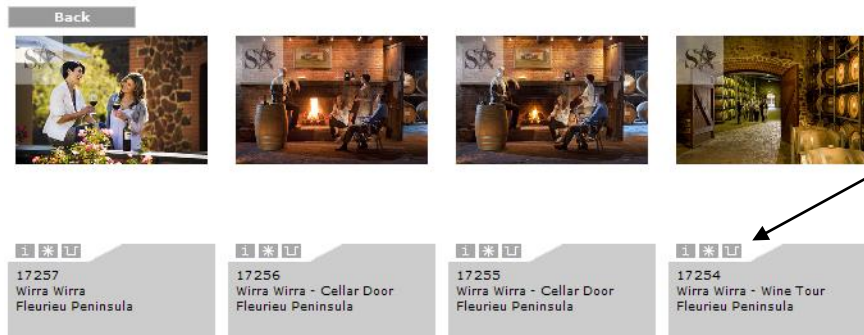
You can **add** an item to a lightbox on the **Search Results Page** by:

1. Clicking on the **star icon** below the image.

South Australia Media Gallery

Home Search Your Basket Your Orders Lightbox Useful Info Administration

Search Results 17 items found

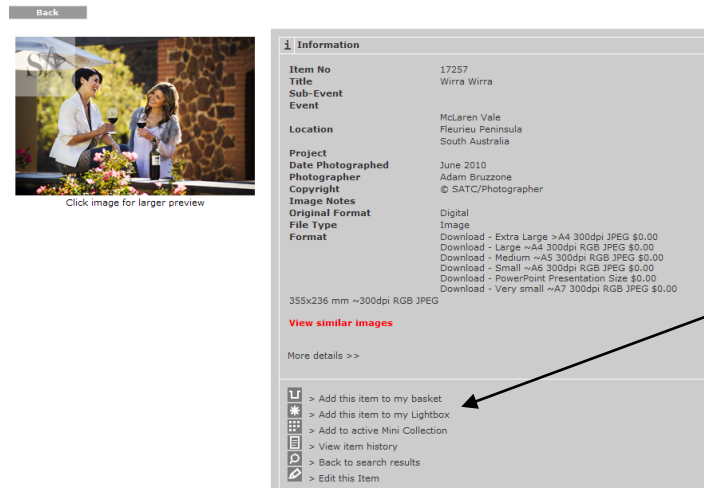


OR

2. On the **Item Page** by clicking **> Add this item to my Lightbox**

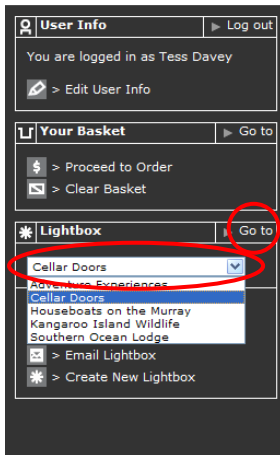
South Australia Media Gallery

Home Search Your Basket Your Orders Lightbox Useful Info Administration

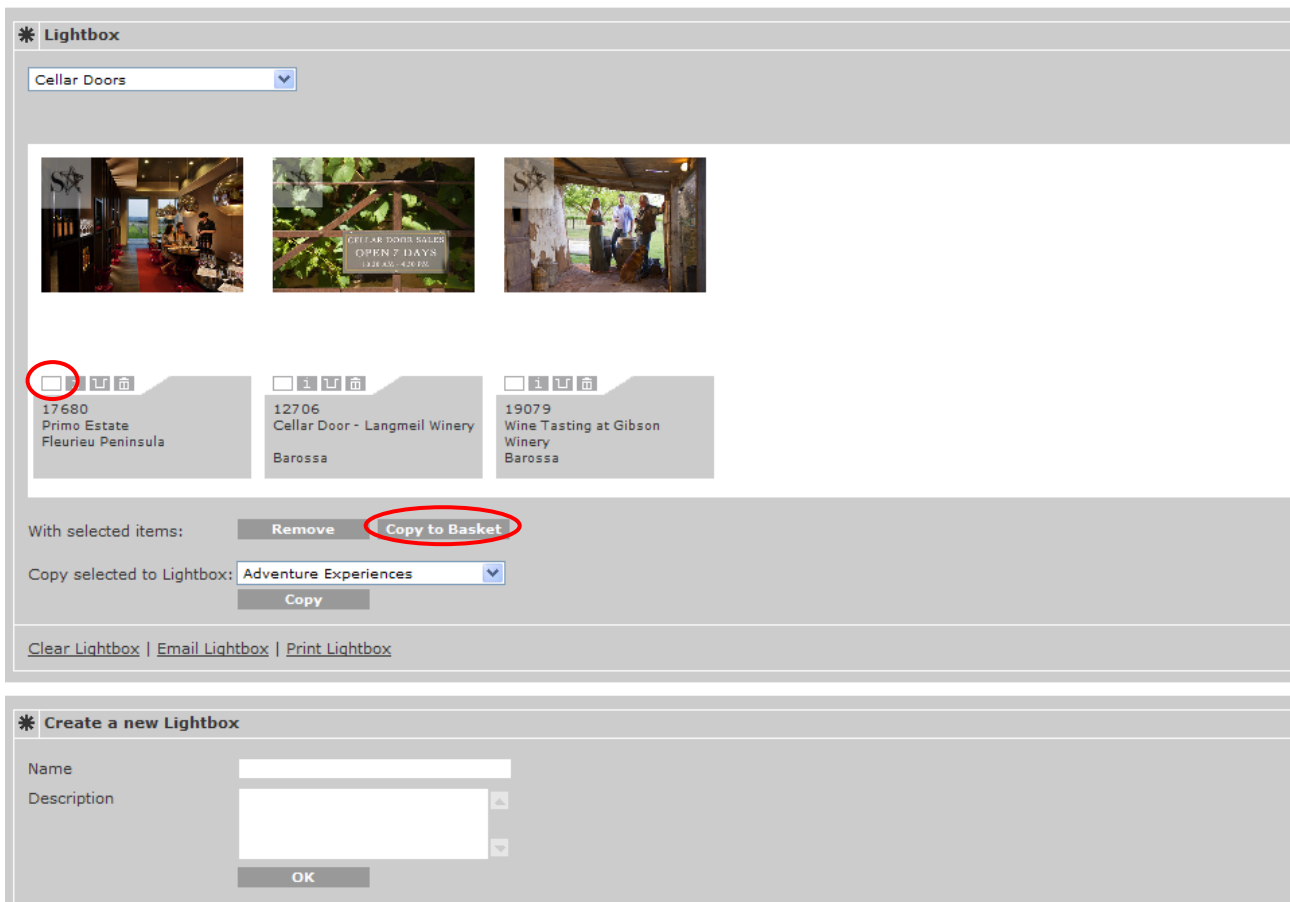


HOW TO: VIEW ITEMS IN A LIGHTBOX & COPY TO BASKET

1. Click the **drop down menu arrow** and select the lightbox you want to view.
2. Click **Go To**



3. Use the **Check box** to select the items you want to copy to the basket.
4. Click **Copy to Basket**



If you have any questions or require assistance with this process please contact Tess Davey on 08 8463 4746