

South Australia Media Gallery

The South Australia Media Gallery provides a range of photographs, video footage, editorial, maps and logos for use to media and the travel industry for the promotion of South Australia as a destination.

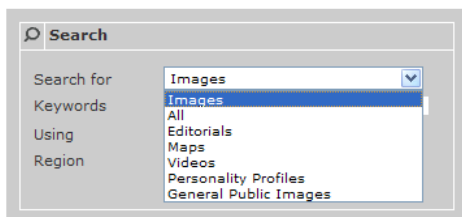
HOW TO: SEARCH

1. **Log In**
2. Click **Search**

South Australia Media Gallery

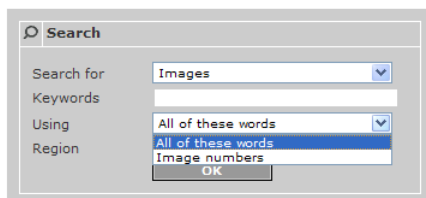
[Home](#) [Search](#) [Your Basket](#) [Your Orders](#) [Lightbox](#) [Useful Info](#) [Administration](#)

3. Choose an item from the '**search for**' drop down menu:



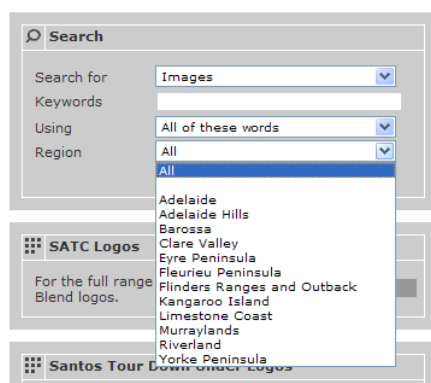
The screenshot shows a search form with a 'Search for' dropdown menu open. The menu is currently set to 'Images' and shows a list of options: 'Images', 'All', 'Editorials', 'Maps', 'Videos', 'Personality Profiles', and 'General Public Images'. The 'Images' option is highlighted in blue.

4. Enter **keywords** e.g *food and wine* OR enter an image number
5. Make a choice from the drop down menu '**Using**'



The screenshot shows the search form with the 'Using' dropdown menu open. The menu is currently set to 'All of these words' and shows a list of options: 'All of these words', 'All of these words', 'Image numbers', and 'OK'. The 'All of these words' option is highlighted in blue.

6. From the '**Region**' drop down menu either select a region or leave as '**All**'



The screenshot shows the search form with the 'Region' dropdown menu open. The menu is currently set to 'All' and shows a list of options: 'All', 'Adelaide', 'Adelaide Hills', 'Barossa', 'Clare Valley', 'Eyre Peninsula', 'Fleurieu Peninsula', 'Flinders Ranges and Outback', 'Kangaroo Island', 'Limestone Coast', 'Murraylands', 'Riverland', and 'Yorke Peninsula'. The 'All' option is highlighted in blue.

7. Press **OK**

If you have any questions or require assistance with this process please contact Tess Davey on 08 8463 4746